

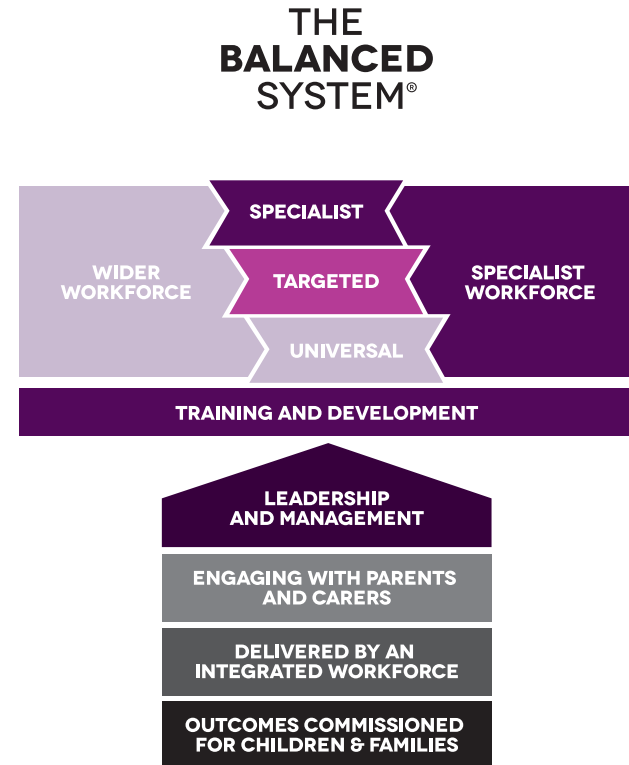


THE BALANCED SYSTEM®

A STRATEGIC, OUTCOMES BASED, WHOLE SYSTEM FRAMEWORK

Core elements

- Identifies the core components of a whole system
- Building blocks of outcomes, integrated workforce, engagement with parents / carers and young people
- Strong Leadership and Management
- Service delivery built on base of training and development
- Delivery across three levels
- Wider and specialist workforce at all levels of the system



©M.T.GASCOIGNE 2014



THE BALANCED SYSTEM®

A STRATEGIC, OUTCOMES BASED, WHOLE SYSTEM FRAMEWORK

Balanced System Five Strands®

- Identifies the five key areas which **all** need to be addressed if systemic change is to be achieved and sustained

THE BALANCED SYSTEM® FIVE STRANDS



, 2016

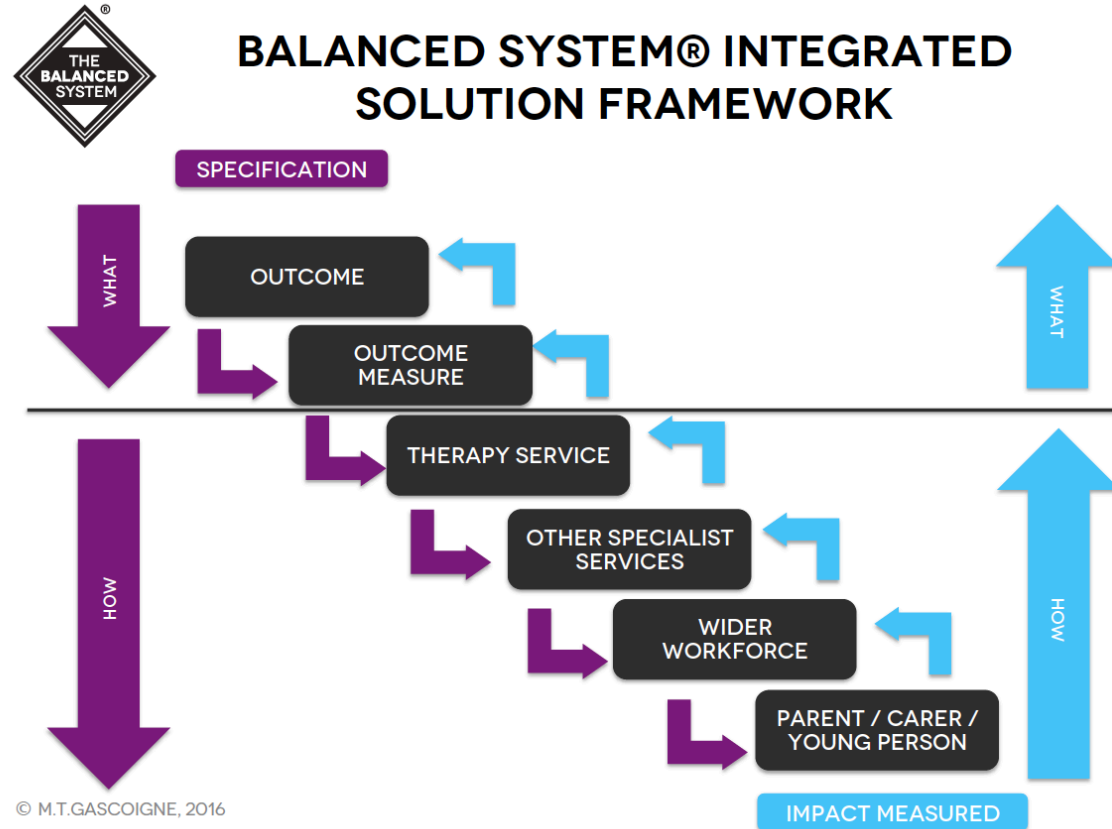


THE BALANCED SYSTEM®

A STRATEGIC, OUTCOMES BASED, WHOLE SYSTEM FRAMEWORK

Balanced System® Integrated Solution

- Identifies the 'what?' (outcome and outcome measure for each strand and level)
- Identifies the 'how' (contributions required of different elements of the workforce and supporting context)





THE BALANCED SYSTEM®

A STRATEGIC, OUTCOMES BASED, WHOLE SYSTEM FRAMEWORK

Balanced System® Outcome Measurement Framework

- Outcomes for each strand and level in the system
- Measures identified across 4 levels of
 - Input, Reach, Quality, Impact
 - **IMPACT** is the goal
 - In reality a mix of measures is required
 - **HOW these measures are evidenced is flexible**

THE FIVE STRANDS AND SCHEME OUTCOMES

FAMILY SUPPORT	ENABLING ENVIRONMENT	WIDER WORKFORCE	IDENTIFICATION	INTERVENTION
View Universal Outcome	View Universal Outcome	View Universal Outcome	View Universal Outcome	View Universal Outcome
View Targeted Outcome	View Targeted Outcome	View Targeted Outcome	View Targeted Outcome	View Targeted Outcome
View Specialist Outcome	View Specialist Outcome	View Specialist Outcome	View Specialist Outcome	View Specialist Outcome



THE BALANCED SYSTEM® OUTCOME MEASUREMENT FRAMEWORK

	QUANTITY	QUALITY
EFFORT	LEVEL 1 INPUT HOW MUCH DID WE DO? TRADITIONAL MEASURES OF ACTIVITY AND INPUTS	LEVEL 3 IMPLEMENTATION HOW WELL DID WE DO IT? MEASURING WHETHER THE INPUTS WERE OF A HIGH QUALITY
EFFECT	LEVEL 2 REACH IS ANYONE BETTER OFF? MEASURING ACCESS TO THE INPUTS DELIVERED	LEVEL 4 IMPACT DID IT MAKE A DIFFERENCE? FOR THE INDIVIDUAL? FOR A GROUP? FOR A POPULATION



THE BALANCED SYSTEM®

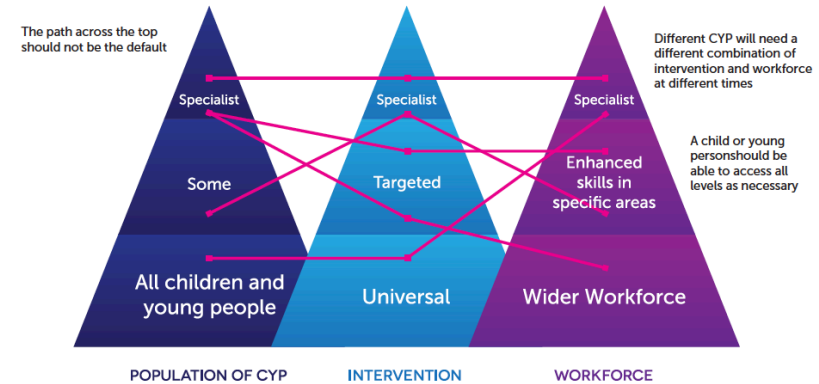
A STRATEGIC, OUTCOMES BASED, WHOLE SYSTEM FRAMEWORK

Essential to understand the relationship between

- Population
 - Intervention
 - Workforce is **not** linear
-
- Proportions of service available at different levels need to be adjusted based on needs assessment

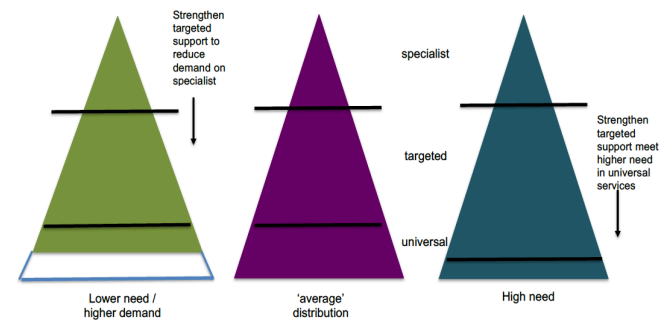


RELATIONSHIP BETWEEN POPULATION, INTERVENTION AND WORK FORCE



© M.T.GASCOIGNE, 2015

ADJUSTING MODEL TO MEET NEED



© BETTER COMMUNICATION CIC, 2016

FEBRUARY, 2016